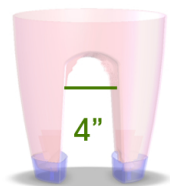
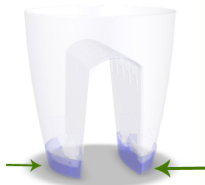


- 1 It's highly recommend not to place the planter on a railing whose width size exceeds 4"

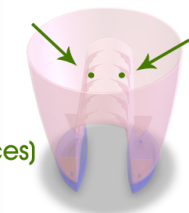


- 2 The "Greenbo" Planter must be placed on a railing so that the railing will fit comfortably in the planter's sink.

- 3 Before adding soil (or any other filling) please make sure that the draining trays are securely tighten.



- 4 If you would like to secure the planter to the railing, and on extreme rounded wide rails above 3.5", please use a zip tie to tighten it to the railing, drill two holes (in the marked places) and then tie with a nylon cable .



- 5 You should add no more than 7-8 liters of soil to the planter, which should be equally distributed between the planter's two chambers.

- 6 The draining trays have limited capacity – please water the plants sensibly.